



The 12 steps to Lodge Revitalization

Assist. DDGM Dwight Days



1

General Positive Attitude



2

Lodge Records

- Membership
- Raising dates
- NPDs
- Past Masters
- Brothers who didn't complete degree work



3

Budget planning

- Income vs. Expenses
- Fun stuff
- Special Purchases
- Building maintenance
- Future Building needs



4

Evaluation of membership

- New
- Active
- Older Brothers
- Brothers living out of town



5

Communications

- Email
- Newsletters
- Web Site/Blog
- Calling committee
- Postcards/Hand Written Notes
- Greeting Cards
- Text Messaging
- Signage



6

Program and Schedule


- Published Calendar
- Three month plan
- Standard vs. New Programs
- Matching needs
- Sharing Calendar with family



7

Meetings


- Why meet ?
- Agenda one
- Agenda two
- Visitors
- Past Masters
- Practiced openings and closings
- Published minutes and bills



8

Degrees

- In House
- With other Lodges
- Officer time to learn
- Publicize to other Lodges
- Mentor Program in place
- DDGM Representative involvement



9

Candidates and New Members

- Initial Interviews
- Bonding before degree work starts
- Explanation beforehand
- Respect
- 6 Month rule



10

Picking Lodge Officers and Committee heads


- Friends vs. Leaders
- Ritualist vs. sparkplug
- New vs. old members



11

Officers Meetings

- Needs of the building
- Disharmony among the Brothers
- Long and short range planning
- Vision and mission



12

Instilling Lodge Pride

Lead with your head.....

.....Speak with your heart



Assist. DDGM Dwight Days